



77-886

Windows Server Administration Fundamentals

Document version: 30.9.15

Important Note About 77-886 PDF

techeXams' **77-886 PDF** is a comprehensive compilation of questions and answers that have been developed by our team of certified professionals. In order to prepare for the actual exam, all you need is to study the content of this exam questions. An average of approximately 10 to 15 hours should be spent to study these exam questions and you will surely pass your exam. It's our guarantee.

Copyright

techeXams holds the copyright of this material. techeXams grants you a limited license to view and study this material, either for personal or commercial use. Unauthorized reproduction or distribution of this material, or any portion thereof, may result in severe civil and criminal penalties, and will be prosecuted to the maximum extent possible under law.

Disclaimer

Neither this guide nor any material in this guide is sponsored, endorsed or affiliated with any of the respective vendor. All trademarks are properties of their respective owners.

Welcome to the Microsoft 77-886: SharePoint 2010 Exam

To minimize errors and confusion during the exam, please read the following notes and instructions carefully.

This exam has:

- 27 items
- a maximum allowed time of 50 minutes.

The following pages provide additional notes and instructions related to exam functionality. It is critical that you carefully read these instructions before beginning the exam. Time spent reviewing these pages does not count against the total time allotted for completion of the exam.

Click the **NEXT** button to continue the tutorial.


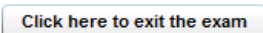
The Exam Interface and Controls

After you complete this series of information pages, the exam software will launch the exam. During the exam, you will see the exam interface (containing the exam questions) and exam controls across the bottom of the page. Each of the exam controls and their functions are described below.

<p>15/60</p>	<p>The Counter on the bottom right tracks how many questions you have completed and how many remain.</p>
<p>0:49:32</p>	<p>The Timer starts when the first question appears on your screen. The Timer displays the remaining exam time. <u>Note:</u> transition time between questions is not counted against total allotted exam time.</p>
<p><input type="checkbox"/> Mark for Review</p>	<p>Select the Mark for Review check box to return to an item at the end of the exam. The item will be marked in the review page that appears at the end of the exam.</p>
<p>Reset Question</p>	<p>The Reset Question button enables you to restart work on a question if you think you have made an error. <u>Note:</u> the Reset Question button will not restart the entire exam nor extend the total allotted exam time.</p>
<p>< Previous Question</p>	<p>Click the Previous Question button to return to the previous question.</p>
<p>Next Question ></p>	<p>Click the Next Question button to move to the next question.</p>

The Review Screen Interface and Controls

After completing all the exam questions, you will be presented with the Review Screen. Here you will see a list of all the questions in the exam and their status. The icons below will explain the status of each individual question. As long as you have time left on the timer, feel free to revisit any question and submit a new answer.

	This icon indicates that the question is marked for review.
Return to question	Click the "Return to question" link to load the particular question you are interested in.
	Click the "Click here to exit the exam" button to finish the exam and upload your results.

Click the **NEXT** button to continue the tutorial.

Simulation

Some items in this exam use a simulation of 77-886: SharePoint 2010. Consequently, functionality which is not directly relevant to the completion of a question may not be available. In particular, please note the following:

- If one of the supported methods of completion (menu, toolbar and mouse right-click) does not provide the anticipated result, try another of the supported methods.
- The program window cannot be resized.
- The Undo/Redo commands and keyboard navigation within documents are not available. (For example, ARROW keys, PAGEUP, and PAGEDOWN keys.)
- Fonts may appear somewhat different.

Follow Instructions

Follow all instructions provided in each question completely and accurately.

Keyboard Navigation

You can navigate through the exam by using the **Tab** key. You can select answer choices or click buttons by using the **Space** bar. You can scroll using the **Arrow** keys.

Exam Time

The exam timer works against the time spent answering the questions and does not count the time required by the computer between questions.

Unscored Items

This exam might include unscored questions. These questions appear randomly and are not scored; as a result, they have no effect on your final score. The data will be used to update and improve the quality of the exam.

Click the **BEGIN EXAM** button to begin the exam.



Welcome to the Alpine Ski House Team Site. Here you will find the resources that will help all of us run a successful operation. When communicating with potential visitors, remember to let them know about everything we have to offer, including:

- We have five mountains with 140 trails for skiers and snow-boarders of all abilities
- Our mountains feature an extensive lift network with two high-speed gondolas that service everything from wide groomed trails to classic tree runs to parks, pipes, bumps and steeps.
- Visitors can stay at one of the many lodging facilities in the area. There are accommodations for all price ranges.
- Encourage visitors to enjoy a spa treatment, visit the shops, then indulge in a meal at a variety of excellent restaurants.

Our Partners

- Ski Bird Resort

Documents











Type	Name	Modified	Modified By
	2010 Trial Injury Data	11/24/2010 12:32 PM	ALPINE-SKIAkersK
	Activities	11/3/2010 8:27 PM	ALPINE-SKIAdministrator
	Alpine ski house annual trail safety report	11/24/2010 12:32 PM	ALPINE-SKIAkersK
	Alpine Ski House Letterhead	11/24/2010 12:32 PM	ALPINE-SKIAkersK
	Alpine Ski House Organizational Chart 2010	11/24/2010 12:32 PM	ALPINE-SKIAkersK
	Alpine Ski House Seasons	12/09/2010 7:01 AM	ALPINE-SKIAdministrator
	Holiday Menu	11/24/2010 12:33 PM	ALPINE-SKITinaG
	Holiday Tree Sales	11/3/2010 8:27 PM	ALPINE-SKIAdministrator
	Lodging Survey Results	11/24/2010 12:44 PM	ALPINE-SKIAkersK
	Marketing Budget Plan	11/24/2010 12:44 PM	ALPINE-SKIAkersK
	Marketing Event Flyer	11/24/2010 12:44 PM	ALPINE-SKIAkersK
	Photos From The Chalet	12/9/2010 5:42 AM	ALPINE-SKIAdministrator
	Poster Advertising Senior Citizens Ski Event	11/24/2010 12:33 PM	ALPINE-SKIAkersK
	Ski Document	11/3/2010 8:58 PM	ALPINE-SKIAdministrator
	Ski Instruction Class	12/10/2010 7:26 PM	ALPINE-SKIAdministrator
	Ski Lift Project Poster	11/3/2010 8:58 PM	ALPINE-SKIAdministrator
	Ski Lodging	11/24/2010 12:52 PM	ALPINE-SKIOliverL
	Ski Prices	11/14/2010 10:33 AM	ALPINE-SKIAdministrator
	Ski Race Plans	11/24/2010 12:33 PM	ALPINE-SKIAkersK
	Ski Trail Scouting Report	11/16/2010 5:04 AM	ALPINE-SKIAkersK
	Snow Ball Fight	11/16/2010 5:04 AM	ALPINE-SKIAkersK


Connect the Contacts to Outlook 2010.

[Reset Question](#)

Libraries	Type	Name	Modified	Modified By
Ski House Projects		2010 Trial Injury Data	11/24/2010 12:32 PM	ALPINE-SKIAkersK
Site Pages		Activities	11/3/2010 8:27 PM	ALPINE-SKIAdministrator
Drop Off Library		Alpine ski house annual trail safety report	11/24/2010 12:32 PM	ALPINE-SKIAkersK
Slide Library		Alpine Ski House Letterhead	11/24/2010 12:32 PM	ALPINE-SKIAkersK
Press Releases		Alpine Ski House Organizational Chart 2010	11/24/2010 12:32 PM	ALPINE-SKIAkersK
Lodging		Alpine Ski House Seasons	12/09/2010 7:01 AM	ALPINE-SKIAdministrator
Search		Holiday Menu	11/24/2010 12:33 PM	ALPINE-SKITinaG
Ski House Wiki		Holiday Tree Sales	11/3/2010 8:27 PM	ALPINE-SKIAdministrator
		Lodging Survey Results	11/24/2010 12:44 PM	ALPINE-SKIAkersK
		Marketing Budget Plan	11/24/2010 12:44 PM	ALPINE-SKIAkersK
		Marketing Event Flyer	11/24/2010 12:44 PM	ALPINE-SKIAkersK
		Photos From The Chalet	12/9/2010 5:42 AM	ALPINE-SKIAdministrator
		Poster Advertising Senior Citizens Ski Event	11/24/2010 12:33 PM	ALPINE-SKIAkersK
		Ski Document	11/3/2010 8:58 PM	ALPINE-SKIAdministrator
		Ski Instruction Class	12/10/2010 7:26 PM	ALPINE-SKIAdministrator
		Ski Lift Project Poster	11/3/2010 8:58 PM	ALPINE-SKIAdministrator
		Ski Lodging	11/24/2010 12:52 PM	ALPINE-SKIOliverL
		Ski Prices	11/14/2010 10:33 AM	ALPINE-SKIAdministrator
		Ski Race Plans	11/24/2010 12:33 PM	ALPINE-SKIAkersK
		Ski Trail Scouting Report	11/16/2010 5:04 AM	ALPINE-SKIAkersK
		Snow Ball Fight	11/16/2010 5:04 AM	ALPINE-SKIAkersK

Connect the Contacts to Outlook 2010.

	Ski Lodging	11/24/2010 12:52 PM	ALPINE-SKNOliverL
	Ski Prices	11/14/2010 10:33 AM	ALPINE-SKNAAdministrator
	Ski Race Plans	11/24/2010 12:33 PM	ALPINE-SKNAkersK
	Ski Trail Scouting Report	11/16/2010 5:04 AM	ALPINE-SKNAkersK
	Snow Ball Fight	11/16/2010 5:04 AM	ALPINE-SKNAkersK
	Snow Statistics	11/3/2010 8:59 PM	ALPINE-SKNAAdministrator
	Trade Show Booth layout diagram	11/24/2010 12:33 PM	ALPINE-SKNAkersK
	Trail Expansion Timeline	11/24/2010 12:33 PM	ALPINE-SKNAkersK
	Trail Map Data	11/14/2010 5:22 PM	ALPINE-SKNAAdministrator
	Visitor Data	11/3/2010 8:59 PM	ALPINE-SKNAAdministrator

 Add document



Connect the Contacts to Outlook 2010.

© 2010 Microsoft Corporation. All rights reserved.

0:46:10

Answer:

Get Full Version of Exam 77-886 PDF Q&A

techeXams presents authentic, genuine and valid study material, which promise 100% success in very first attempt. To take optimal results for 77-886 exam, you need to buy full version of 77-886 question and answer. An average of approximately 10 to 15 hours should be spent to study these exam questions and you will surely pass your exam. So come join us and quench your thirst for knowledge.

Get complete 77-886 exam questions and answers by visiting URL

["http://www.techexams.ws/exams/77-886.do"](http://www.techexams.ws/exams/77-886.do)